



WEST COAST PAPER MILLS LTD.,

Registered & Works Office - Post Box No. 5, Bangur Nagar, Dandeli-581 325
Dist Uttar Kannada (Karnataka) - India

CORPORATE IDENTITY NO : L02101KA1955PLC001936 website : www.westcoastpaper.com
Ph : (08284) 231391 - 395 (5 lines) Fax : 08284 - 231225 (Admn. Office) 230443 (Works Office)



ZZN/CLAB-KSPCB/17/2007
07-11-2020

Environmental Officer,
Regional Office,
Karnataka State Pollution Control Board
" Parisara Bhavan" , LIG – II, B – 217
B-1, Main Road, A-16th Cross
Near Hari Om Trust, Habbuwada
KARWAR – 581 303

Speed Post With A D

Dear Sir,

Sub : Water pollution Control Report

We are sending herewith the following for the month of **October 2020**.

1. The weekly analysis report of treated mill effluent (including sewage).
2. Daily Readings of pH, D.O and Flow at single point discharge, with Energy Consumption.
3. Up stream & Downstream water quality monitoring report of Kali River.

" We Assure that no trade effluent , sewage effluent, Solid waste is being discharged outside the premises without treatment directly or indirectly".

We hope you will find this in order.

Thanking You,

Very Truly yours,

WEST COAST PAPER MILLS LTD

B H Rathi
President (Technical)

Encl : As above



Corporate Office : 31, Chowringhee Road, Kolkata - 700 016
Phone : (033) 2265 6271-78 (8 lines). Fax : (033) 2226 5242.
E-mail : wcpm.sale@westcoastpaper.com

WEST COAST PAPER MILLS LIMITED, DANDELI
Central Laboratory (Env. Cell)

Analysis report of treated effluent along with treated sewage showing performance of the treatment plant for the month of October 2020
Sample collected & tested by CENTRAL LABORATORY (Env. Cell)

SL.No.	Pollution parameters as mentioned in the condition imposed under consent granted under section 25/26 of the water (prevention & control of pollution) Act 1974.	Maximum permissible limits or ranges allowed as per consent conditions.	concentration or range of parameters as per report.				Dates on which	
			I Week	II Week	III Week	IV Week	There was breakdown or failure of the plant	Under Performance was noticed
A	Industrial effluent		65 CPU and odorless				No Breakdowns or Failure	
1	Colour & Odour	All efforts to remove colour & odour as far as practicable						
2	Suspended solids mg/l	50.0 [max]	26	24	28	32		
3	Dissolved solids [Inorganics] mg/l	2100 [max]	798	782	820	752		
4	Temperature °C	Shall Not Exceed More than 40 °C	31	33	34	32		
5	pH value	7.0 - 8.5	7.1	7.3	7.2	7.4		
6	Oil & Grease mg/l	10.0 [max]	Nil	Nil	Nil	Nil		
7	Total residual chlorine mg/l	1.0 [max]	Nil	Nil	Nil	Nil		
8	Ammonical Nitrogen [as N] mg/l	50.0 [max]	Nil	Nil	Nil	Nil		
9	Total Kjeldhal Nitrogen [as N] mg/l	100.0 [max]	1.4	1.6	1.2	1.5		
10	Free Ammonia [as NH ₃] mg/l	5.0 [max]	Nil	Nil	Nil	Nil		
11	Bio Chemical Oxygen Demand mg/l [3 days at 27 °C]	30.0 [max]	25	24	23	22		
12	Chemical Oxygen Demand mg/l	250.0 [max]	176	154	186	181		
13	Chloride [as Cl] mg/l	350.0 [max]	189	193	178	192		
14	Dissolved Phosphate [as P] mg/l	5.0 [max]	Nil	Nil	Nil	Nil		
15	Sulphate [as SO ₄] mg/l	1000.0 [max]	74	66	72	80		
16	Sulphide [as S] mg/l	2.0 [max]	Nil	Nil	Nil	Nil		
17	Bio assay	Not Less than 90% of the test animal shall survive in 96 hrs test. The test shall be conducted as per IS 6582	Free from toxic materials as all test fishes survived after 96 hrs					

Date : 07 -11 -2020

Signature :



Name : **B H Rathi**
President Technical

Address : **West Coast Paper Mills Ltd.,**
Bangur Nagar DANDELI . (U.K.) 581-325

WEST COAST PAPER MILLS LIMITED, DANDELI
Central Laboratory (Env. Cell)

Report on daily Effluent discharge, pH, DO & Energy Consumption of combined treated effluent

For the month October 2020

SL .No	Date	Treated Effluent Discharge	pH	D.O ppm	Total
					Energy Consumption Kwh
1	01-10-2020	43080	7.4	4.2	18562
2	02-10-2020	44293	7.5	4.3	18666
3	03-10-2020	41939	7.3	4.5	18943
4	04-10-2020	42210	7.4	4.2	17749
5	05-10-2020	39903	7.4	4.3	18963
6	06-10-2020	42896	7.4	4.3	18427
7	07-10-2020	42645	7.6	4.3	18602
8	08-10-2020	43770	7.4	4.3	18299
9	09-10-2020	45781	7.5	4.3	18850
10	10-10-2020	42489	7.4	4.2	16265
11	11-10-2020	42088	7.4	4.3	18794
12	12-10-2020	38647	7.4	4.4	17171
13	13-10-2020	59094	7.5	4.7	17827
14	14-10-2020	39253	7.5	4.3	18168
15	15-10-2020	40797	7.5	4.2	16965
16	16-10-2020	41010	7.5	4.3	16961
17	17-10-2020	39065	7.3	4.4	17219
18	18-10-2020	40150	7.6	4.2	17283
19	19-10-2020	40048	7.4	4.4	17145
20	20-10-2020	42633	7.5	4.3	16861
21	21-10-2020	38765	7.6	4.2	15464
22	22-10-2020	28711	7.4	4.3	17885
23	23-10-2020	43322	7.5	4.2	17540
24	24-10-2020	46156	7.3	4.2	17991
25	25-10-2020	49117	7.7	4.4	17569
26	26-10-2020	42745	7.5	4.3	17579
27	27-10-2020	44746	7.3	4.2	16712
28	28-10-2020	45290	7.5	4.1	17223
29	29-10-2020	38397	7.3	4.2	15050
30	30-10-2020	40465	7.4	4.2	17378
31	31-10-2020	41446	7.5	4.3	17002
	Average	42289	7.4	4.3	17584

Date : 07 -11 -2020

Signature :

Name : B H Rathi

President Technical

Address : West Coast Paper Mills Ltd.,

Bangur Nagar DANDELI . (U.K.) 581-325

WEST COAST PAPER MILLS LIMITED, DANDELI
Central Laboratory (Env. Cell)

Date of sample collection: 09-10-2020

Kali river upstream & Down stream water samples analysis report.
Samples collected on 09-10-2020


SL. No.	Parameter	Upstream	Downstream	
			Kariempalli Village	Harnoda Village
1	pH	7.6	7.5	7.3
2	Colour	Turbid	Turbid	Turbid
3	Odour	No Odour	No Odour	No Odour
4	Suspended Solids Mg/L	24	22	20
5	Dissolved Solids Mg/L	32	36	34
6	Total Solids Mg/L	56	58	54
7	Hardness as CaCO ₃ Mg/L	22	24	26
8	Alkalinity (M.O)as CaCO ₃ Mg/L	32	36	34
9	Chloride as Cl Mg/L	8.2	7.8	7.9
10	Sulphate as SO ₄ Mg/L	22.2	21.8	20.0
11	Turbidity NTU	60	60	60
12	B O D ₃ Mg/L	1.1	1.2	1.4
13	Dissolved Oxygen Mg/L	7.7	7.5	7.4
14	Sp. Conductivity ms	37.6	42.5	40.0

Date : 07 -11 -2020

Signature :

Name : **B H Rathi**
President Technical

Address : West Coast Paper Mills Ltd.,
Bangur Nagar DANDELI . (U.K.) 581-325



WEST COAST PAPER MILLS LTD.,

Registered & Works Office : Post Box No. 5, Bangur Nagar, Dandeli-581 325
Dist Uttar Kannada (Karnataka) - India

CORPORATE IDENTITY NO : L02101KA1955PLC001936 website : www.westcoastpaper.com
Ph : (08284) 231391 - 395 (5 lines) Fax : 08284 - 231225 (Admn. Office) 230443 (Works Office)



ZZN/CLAB-KSPCB/17/ 2008
07-11-2020

Environmental Officer,
Regional Office,
Karnataka State Pollution Control Board
" Parisara Bhavan" , LIG – II, B – 217
B-1, Main Road, A-16th Cross
Near Hari Om Trust, Habbuwada
KARWAR – 581 303

Speed Post With A D

Dear Sir,

Sub : Air Pollution Control Report

We are sending herewith the following for the month of **October 2020**.

1. Analysis report of stack emission showing the performance of the Air pollution control equipment / Instruments.
2. The Ambient Air Quality Monitoring report and Meteorological report.
3. Month wise Fly ash & Bottom ash generation quantity & disposal quantity to different parties in MT.

Hope you will find this in order.

Thanking You,

Very Truly yours,
WEST COAST PAPER MILLS LTD

B H Rathi
President (Technical)

Encl : As above



Corporate Office : 31, Chowringhee Road, Kolkata - 700 016
Phone : (033) 2265 6271-78 (8 lines). Fax : (033) 2226 5242.
E-mail : wcpm.sale@westcoastpaper.com

WEST COAST PAPER MILLS LIMITED
CENTRAL LABORATORY (Env.Cell)

Report analysis of stack emission showing performance of air pollution control for the month of October 2020


Tested by Central Laboratory (Env. Cell)

Stack No.	Stack attached to.	Rate of Emission Nm ³ / hr		Constituents to be controlled in emission.	Tolerance Limit mg/Nm ³	
		Tolerance	Achieved		Tolerance	Achieved
1	Chemical Recovery Boiler-I	1,25,000	109,015	Particulates	150	51.0
				H ₂ S	10	0.88
2	Chemical Recovery Boiler -II	2,25,720	132,235	Particulates	150	59.0
				H ₂ S	10	0.97
3	Rotary Lime Kiln-I	20,000	6,146	Particulates	150	28.0
4	Rotary Lime Kiln -II	39,600	8,480	Particulates	150	18.0
5	FBC Boiler - I	92,000	Shut	Particulates	150	Shut
6	FBC Boiler - II	1,23,912	Shut	Particulates	150	Shut
7	FBC Boiler - III	1,38,480	108,235	Particulates	150	36.0
8	FBC Boiler - IV	1,44,108	130,699	Particulates	150	48.0

Note : Flue gases of RLK I & II have been diverted to PCC plant for manufacture of PCC to reduce CO₂ emission to Environment.

Date : 07 -11 -2020

Signature :



Name : B H Rathi
President Technical

Address : West Coast Paper Mills Ltd.,
Bangur Nagar DANDELI . (U.K.) 581-325

WEST COAST PAPER MILLS LIMITED, DANDELI
Central Laboratory (Env. Cell)

Analysis Report of Ambient Air Quality monitoring for the month of October 2020

SL.No.	Characteristic	NAAQ STD	Unit	Fire station	P.M/c Old Clarifier	P.Mill Old Clarifier	Kerwad Village
I	Ambient Air Quality						
	i] Suspended Particulate Matter PM 2.5	60	µg/m ³	25.0	27.0	29.0	16.0
	ii] Suspended Particulate Matter PM 10	100	µg/m ³	56.0	60.0	47.0	35.0
	iv] Sulphur Dioxide [SO ₂]	80	µg/m ³	19.0	19.0	22.0	16.0
	v] Oxidies of Nitrogen[NOx]	80	µg/m ³	13.0	15.0	14.0	11.0
	vi] Hydrogen Sulphide [H ₂ S]	-	µg/m ³	Negl	Negl	Negl	Negl
Meteorological Data For month of October 2020							
II				1 st Week	2 nd Week	3 rd Week	4 th Week
	i] Wind Velocity	-	KM/hr	1.06	1.13	0.55	0.87
	ii] Wind Direction	-					
	Morning	-		W	W	SW	S
	Evening	-		SSW	NWW	NW	W
	iii] Temperature						
	Maximum	-	° C	30.0	31.0	30.5	30.5
	Minimum	-	° C	28.0	27.0	20.0	20.0
	iv] Relative Humidity,						
	Maximum						
	Morning	-	%	97.0	100.0	100.0	97.0
	Evening	-	%	74.3	75.6	69.8	69.9
	Minimum						
	Morning	-	%	94.1	91.3	88.7	88.5
	Evening	-	%	69.8	67.9	60.9	60.9
	Total Rainfall	-	mm	13.500	43.100	70.750	10.000

Date : 07 -11 -2020

Signature :



Name : **B H Rathi**
President Technical

Address : West Coast Paper Mills Ltd.,
Bangur Nagar DANDELI . (U.K.) 581-325

West Coast Paper Mills Ltd Dandeli
Central laboratory (Env.Cell)

Details of Fly ash & Bottom ash generation & Disposal practice for the month of October 2020 and for the year 2020-2021.


S.No	Particulars	2020 – 2021			
		Quantity of Bottom ash (Eco ash), MT		Quantity of Fly ash, MT	
		For the Month	For the Year	For the Month	For the Year
1.0	Total Quantity of Fly ash & Eco Ash Generated	2,369	9,427	5,141	19,742
2.0	Disposal Details				
2.1.0	Cement Industries				
2.1.1	JK cement	Nil	Nil	Nil	331
2.1.2	Kanori Cement , Bagalkot	Nil	Nil	Nil	Nil
2.1.2	Sub Total Sl.No 2.1.0 (Sl. No 2.1.1)				
2.2.0	Brick / Block manufacturing Industries				
2.2.1	Hubli	Nil	40	80	252
2.2.2	Kali Nirmiti Kendra , Dandeli / Nearby area	2,369	9,387	5061	19,096
2.2.3	Others	Nil	Nil	Nil	63
2.2.4	Sub Total	2,369	9,427	5141	19,742
2.3.0	Grand Total Of Disposed quantity Sl.No (Sl. No 2.1.0+ 2.2.0)	2,369	9,427	5141	19,742

Date : 07 -11 -2020

Signature :

Name : B H Rathi
President Technical

Address : West Coast Paper Mills Ltd.,
Bangur Nagar DANDELI . (U.K.) 581-325



WEST COAST PAPER MILLS LTD.,

Registered & Works Office : Post Box No. 5, Bangur Nagar, Dandeli-581 325
Dist Uttar Kannada (Karnataka) - India

CORPORATE IDENTITY NO : L02101KA1955PLC001936 website : www.westcoastpaper.com
Ph : (08284) 231391 - 395 (5 lines) Fax : 08284 - 231225 (Admn. Office) 230443 (Works Office)



ISO 9001 ISO 14001
OHSAS 18001

ZZN/CLAB-KSPCB/17/ 2009
07-11-2020

Senior Environmental Officer,
Hazardous waste cell,
Karnataka State Pollution Control Board
49, Parisara Bhavan,
4th & 5th Floor,
Church Street
Bangalore 560 001

Speed post with A.D

Dear Sir,

Sub : Details of Waste Oil & Waste Oil sludge under the provisions of Hazardous Waste (Management, Handling & Trans boundary Movement) Rule-2016

We are sending herewith the following for the month of **October 2020**.

1. Quantity of storage & transportation details of Waste Oil.
2. Quantity of Waste oil sludge reprocessed on our RLK.
3. E – Waste generation and Disposal details.
4. Detail Disposal of Non Ferrous Scrap.
5. Detail disposal of Empty plastic carboys.
6. Details of Disposal of Waste Batteries.

We hope you will find this in order.

Thanking You,

Very Truly yours,

WEST COAST PAPER MILLS LTD

B H Rathi
President (Technical)

Encl : As above

Cc : Environmental Officer,
Regional Office,
Karnataka State Pollution Control Board
" Parisara Bhavan", LIG – II, B – 217
B-1, Main Road, A-16th Cross
Near Hari Om Trust, Habbuwada
KARWAR – 581 303

Speed Post With A D



Corporate Office : 31, Chowringhee Road, Kolkata - 700 016
Phone : (033) 2265 6271-78 (8 lines), Fax : (033) 2226 5242.
E-mail : wcpm.sale@westcoastpaper.com

West Coast Paper Mills Ltd Dandeli
Central Laboratory (Env.Cell)

Details of Lubricating waste oil And Furnace oil sludge

October-2020

	SL.No	Particulars	Quantity (KL)		Category (5.1)
			For the Month	For the Year from April 2020 to March 2021	
I		<u>LUBRICATING WASTE OIL</u>			
	a	Total generation	Nil		Nil
	b	Total Quantity Disposed	Nil		Nil
	c	Balance in storage yard	Nil		Nil
II		<u>FURNANCE OIL SLUDGE</u>	Quantity (KL)		Category (3.3)
	a	Total generation	Nil		Nil
	b	Total Quantity Disposed	Nil		Nil
	c	Recycled in RLK	Nil		Nil
	d	Closing Balance	Nil		Nil

Date : 07 -11 -2020

Signature :



Name : B H Rathi

President Technical

Address : West Coast Paper Mills Ltd.,
Bangur Nagar DANDELI . (U.K.) 581-325

West Coast Paper Mills Ltd Dandeli
Central Laboratory (Env Cell)

E- Waste, Non Ferrous Scrap, Waste Batteries Plastic Carbuoys details for the Month of October 2020

I	E – Waste		For the Month	For the Year from April 2020 to March 2021
			Quantity in MT	
a	Total Quantity Disposed		Nil	2.170
II	Non Ferrous scrap		Quantity in (Kgs)	
	a	Scrap copper rewinding wire and Patti	Nil	0.200
b	Scrap Brass		Nil	0.490
C	Scrap copper cable		Nil	1.430

III	a	Scrap Batteries	Quantity in MT	
			Nil	Nil

IV		Plastic Waste	Quantity in MT	
			Nil	
a	200 Liters Capacity Carboys	Nil	23.570	
b	100 Litres Capacity Carboys	Nil	Nil	
c	30 to 60 liters Capacity Carboys	Nil	Nil	
d	Carbuoys less than 30 ltrs cap	Nil	Nil	
e	Damaged waste plastic carbuoy 200 ltrs, 150 ltrs, 100 ltrs 30-60 ltrs	Nil	0.740	

Date : 07 -11 -2020

Signature :



Name : B H Rathi
President Technical

Address : West Coast Paper Mills Ltd.,
Bangur Nagar DANDELI . (U.K.) 581-325