



WEST COAST PAPER MILLS LTD.,

Registered & Works Office : Post Box No. 5, Bangur Nagar, Dandeli-581 325
Dist Uttar Kannada (Karnataka) - India

CORPORATE IDENTITY NO : L02101KA1955PLC001936 website : www.westcoastpaper.com
Ph : (08284) 231391 - 395 (5 lines) Fax : 08284 - 231225 (Admn. Office) 230443 (Works Office)



ZZN/CLAB-KSPCB/17/ 2247
05-12-2020

Environmental Officer,
Regional Office,
Karnataka State Pollution Control Board
" Parisara Bhavan" , LIG – II, B – 217
B-1, Main Road, A-16th Cross
Near Hari Om Trust, Habbuwada
KARWAR – 581 303

Speed Post With A D

Dear Sir,

Sub : Water pollution Control Report


We are sending herewith the following for the month of **November 2020**.

1. The weekly analysis report of treated mill effluent (including sewage).
2. Daily Readings of pH,D.O and Flow at single point discharge, with Energy Consumption.
3. Up stream & Downstream water quality monitoring report of Kali River.

" We Assure that no trade effluent , sewage effluent, Solid waste is being discharged outside the premises without treatment directly or indirectly".

We hope you will find this in order.
Thanking You,

Very Truly yours,
WEST COAST PAPER MILLS LTD


B H Rathi
President (Technical)

Encl : As above



Corporate Office : 31, Chowringhee Road, Kolkata - 700 016
Phone : (033) 2265 6271-78 (8 lines), Fax : (033) 2226 5242,
E-mail : wcpm.sale@westcoastpaper.com

WEST COAST PAPER MILLS LIMITED, DANDELI
Central Laboratory (Env. Cell)

Analysis report of treated effluent along with treated sewage showing performance of the treatment plant for the month of November 2020

Sample collected & tested by CENTRAL LABORATORY (Env. Cell)

SL.No.	Pollution parameters as mentioned in the condition imposed under consent granted under section 25/26 of the water (prevention & control of pollution) Act 1974.	Maximum permissible limits or ranges allowed as per consent conditions.	concentration or range of parameters as per report.				Dates on which		
			I Week	II Week	III Week	IV Week	There was breakdown or failure of the plant	Under Performance was noticed	
A*	Industrial effluent	All efforts to remove colour & odour as far as practicable	67 CPU and odorless				No Breakdowns or Failure		
1	Colour & Odour								
2	Suspended solids	mg/l 50.0 [max]	22	28	24	26			
3	Dissolved solids [Inorganics]	mg/l 2100 [max]	836	814	788	794			
4	Temperature	°C Shall Not Exceed More than 40 °C							
5	pH value	7.0 - 8.5	7.4	7.2	7.3	7.2			
6	Oil & Grease	mg/l 10.0 [max]	Nil	Nil	Nil	Nil			
7	Total residual chlorine	mg/l 1.0 [max]	Nil	Nil	Nil	Nil			
8	Ammonical Nitrogen [as N]	mg/l 50.0 [max]	Nil	Nil	Nil	Nil			
9	Total Kjeldhal Nitrogen [as N]	mg/l 100.0 [max]	1.8	1.4	1.3	1.5			
10	Free Ammonia [as NH ₃]	mg/l 5.0 [max]	Nil	Nil	Nil	Nil			
11	Bio Chemical Oxygen Demand [3 days at 27 ° c]	mg/l 30.0 [max]	21	18	24	22			
12	Chemical Oxygen Demand	mg/l 250.0 [max]	180	175	160	158			
13	Chloride [as Cl]	mg/l 350.0 [max]	198	201	196	178			
14	Dissolved Phosphate [as P]	mg/l 5.0 [max]	Nil	Nil	Nil	Nil			
15	Sulphate [as SO ₄]	mg/l 1000.0 [max]	78	82	68	72			
16	Sulphide [as S]	mg/l 2.0 [max]	Nil	Nil	Nil	Nil			
17	Bio assay	Not Less than 90% of the test animal shall survive in 96 hrs test. The test shall be conducted as per IS 6582	Free from toxic materials as all test fishes survived after 96 hrs						

Date : 05 -12 -2020

Signature :



Name : **B H Rathi**
President Technical

Address : **West Coast Paper Mills Ltd.,**
Bangur Nagar DANDELI . (U.K.) 581-325



WEST COAST PAPER MILLS LIMITED, DANDELI
Central Laboratory (Env. Cell)

Report on daily Effluent discharge, pH, DO & Energy Consumption of combined treated effluent

For the month November 2020

SL .No	Date	Treated Effluent Discharge	pH	D.O ppm	Total
					Energy Consumption Kwh
1	01-11-2020	40419	7.4	4.3	15851
2	02-11-2020	45311	7.5	4.4	22506
3	03-11-2020	36160	7.5	4.2	18500
4	04-11-2020	34956	7.4	4.4	16510
5	05-11-2020	32636	7.5	4.2	16400
6	06-11-2020	31976	7.4	4.2	12782
7	07-11-2020	34724	7.4	4.2	16961
8	08-11-2020	36471	7.3	4.4	17293
9	09-11-2020	36471	7.5	4.3	13348
10	10-11-2020	28630	7.4	4.4	16534
11	11-11-2020	33698	7.5	4.1	16128
12	12-11-2020	35777	7.5	4.3	16192
13	13-11-2020	29453	7.5	4.2	15082
14	14-11-2020	34826	7.6	4.2	14837
15	15-11-2020	34491	7.5	4.2	14479
16	16-11-2020	38280	7.6	4.3	15293
17	17-11-2020	36131	7.4	4.2	15210
18	18-11-2020	34230	7.4	4.2	14413
19	19-11-2020	34489	7.4	4.2	12267
20	20-11-2020	35766	7.6	4.1	13450
21	21-11-2020	40737	7.4	4.2	12604
22	22-11-2020	40387	7.4	4.4	13195
23	23-11-2020	42417	7.6	4.1	13141
24	24-11-2020	40125	7.3	4.2	19716
25	25-11-2020	40598	8.1	4.2	18602
26	26-11-2020	40915	7.2	4.3	15000
27	27-11-2020	39941	7.7	4.2	15589
28	28-11-2020	37832	7.5	4.5	17279
29	29-11-2020	37858	7.6	4.3	17992
30	30-11-2020	35826	7.4	4.3	17764
Average		36718	7.5	4.3	15831

Date : 05 -12 -2020

Signature :

Name : B H Rathi

President Technical

Address : West Coast Paper Mills Ltd.,

Bangur Nagar DANDELI . (U.K.) 581-325

WEST COAST PAPER MILLS LIMITED, DANDELI
Central Laboratory (Env. Cell)


Date of sample collection: 06-11-2020

Kali river upstream & Down stream water samples analysis report.
 Samples collected on 06-11-2020

SL. No.	Parameter	Upstream	Downstream	
			Kariempalli Village	Harnoda Village
1	pH	7.5	7.4	7.2
2	Colour	Turbid	Turbid	Turbid
3	Odour	No Odour	No Odour	No Odour
4	Suspended Solids	Mg/L 20	18	16
5	Dissolved Solids	Mg/L 34	30	32
6	Total Solids	Mg/L 54	48	48
7	Hardness as CaCO ₃	Mg/L 24	26	28
8	Alkalinity (M.O) as CaCO ₃	Mg/L 36	38	34
9	Chloride as Cl	Mg/L 8.0	7.6	7.2
10	Sulphate as SO ₄	Mg/L 20.8	24.9	18.9
11	Turbidity	NTU 30	30	30
12	B O D ₅	Mg/L 1.8	1.3	1.6
13	Dissolved Oxygen	Mg/L 7.6	7.5	7.8
14	Sp. Conductivity	ms 40.0	32.9	37.7

Date : 05 -12 -2020

Signature :



Name : **B H Rathi**
President Technical



Address : **West Coast Paper Mills Ltd.,**
Bangur Nagar DANDELI . (U.K.) 581-325



WEST COAST PAPER MILLS LTD.,

Registered & Works Office : Post Box No. 5, Bangur Nagar, Dandeli-581 325

Dist Uttar Kannada (Karnataka) - India

CORPORATE IDENTITY NO : L02101KA1955PLC001936 website : www.westcoastpaper.com
Ph : (08284) 231391 - 395 (5 lines) Fax : 08284 - 231225 (Admn. Office) 230443 (Works Office)



ZZN/CLAB-KSPCB/17/ 2248
05-12-2020

Environmental Officer,
Regional Office,
Karnataka State Pollution Control Board
" Parisara Bhavan" , LIG – II, B – 217
B-1, Main Road, A-16th Cross
Near Hari Om Trust, Habbuwada
KARWAR – 581 303

Speed Post With A D

Dear Sir,

Sub : Air Pollution Control Report

We are sending herewith the following for the month of **November 2020**.

1. Analysis report of stack emission showing the performance of the Air pollution control equipment / Instruments.
2. The Ambient Air Quality Monitoring report and Meteorological report.
3. Month wise Fly ash & Bottom ash generation quantity & disposal quantity to different parties in MT.

Hope you will find this in order.

Thanking You,

Very Truly yours,

WEST COAST PAPER MILLS LTD

B H Rathi
President (Technical)

Encl : As above



Corporate Office : 31, Chowringhee Road, Kolkata - 700 016

Phone : (033) 2265 6271-78 (8 lines), Fax : (033) 2226 5242,

E-mail : wcpm.sale@westcoastpaper.com

WEST COAST PAPER MILLS LIMITED
CENTRAL LABORATORY (Env.Cell)

Report analysis of stack emission showing performance of air pollution control for the month of November 2020

Tested by Central Laboratory (Env. Cell)

Stack No.	Stack attached to.	Rate of Emission Nm ³ / hr		Constituents to be controlled in emission.	Tolerance Limit mg/Nm ³	
		Tolerance	Achieved		Tolerance	Achieved
1	Chemical Recovery Boiler-I	1,25,000	111,567	Particulates	150	47.0
				H ₂ S	10	0.92
2	Chemical Recovery Boiler -II	2,25,720	Shut	Particulates	150	Shut
				H ₂ S	10	Shut
3	Rotary Lime Kiln-I	20,000	7,466	Particulates	150	15.0
4	Rotary Lime Kiln -II	39,600	Shut	Particulates	150	Shut
5	FBC Boiler - I	92,000	Shut	Particulates	150	Shut
6	FBC Boiler - II	1,23,912	Shut	Particulates	150	Shut
7	FBC Boiler - III	1,38,480	109,951	Particulates	150	32.0
8	FBC Boiler - IV	1,44,108	123,575	Particulates	150	44.0

Note : Flue gases of RLK I & II have been diverted to PCC plant for manufacture of PCC to reduce CO₂ emission to Environment.

Date : 05 -12 -2020

Signature :



Name : B H Rathi
President Technical



Address : West Coast Paper Mills Ltd.,
Bangur Nagar DANDELI . (U.K.) 581-325

WEST COAST PAPER MILLS LIMITED, DANDELI
Central Laboratory (Env. Cell)

Analysis Report of Ambient Air Quality monitoring for the month of November 2020

SL.No.	Characteristic	NAAQ STD	Unit	Fire station	P.M/c Old Clarifler	P.Mill Old Clarifler	Kerwad Village
I	Ambient Air Quality						
	i] Suspended Particulate Matter PM 2.5	60	µg/m ³	23.0	25.0	27.0	18.0
	ii] Suspended Particulate Matter PM 10	100	µg/m ³	60.0	46.0	57.0	45.0
	iv] Sulphur Dioxide [SO ₂]	80	µg/m ³	15.0	13.0	17.0	18.0
	v] Oxidies of Nitrogen[NOx]	80	µg/m ³	22.0	24.0	21.0	13.0
	vi] Hydrogen Sulphide [H ₂ S]	-	µg/m ³	Negl	Negl	Negl	Negl
Meteorological Data For month of November 2020							
II				1 st Week	2 nd Week	3 rd Week	4 th Week
	i] Wind Velocity	-	KM/hr	1.17	1.77	1.53	1.76
	ii] Wind Direction	-					
	Morning	-		SW	SE	SSW	SW
	Evening	-		NW	NWW	NW	S
	iii] Temperature						
	Maximum	-	° C	32.0	31.0	32.0	31.0
	Minimum	-	° C	18.0	14.0	17.0	16.0
	iv] Relative Humidity,						
	Maximum						
	Morning	-	%	97.0	95.0	95.0	94.0
	Evening	-	%	72.0	72.0	73.0	70.0
	Minimum						
	Morning	-	%	88.0	82.0	86.0	88.0
	Evening	-	%	60.0	65.0	67.0	66.0
	Total Rainfall	-	mm	NII	NII	NII	NII

Date : 05 -12 -2020

Signature :

Name : B H Rathi
President Technical

Address : West Coast Paper Mills Ltd.,
Bangur Nagar DANDELI . (U.K.) 581-325

West Coast Paper Mills Ltd Dandeli
Central laboratory (Env.Cell)

Details of Fly ash & Bottom ash generation & Disposal practice for the month of November 2020 and for the year 2020-2021.

S.No	Particulars	2020 – 2021			
		Quantity of Bottom ash (Eco ash), MT		Quantity of Fly ash, MT	
		For the Month	For the Year	For the Month	For the Year
1.0	Total Quantity of Fly ash & Eco Ash Generated	1,661	11,088	3,566	23,308
2.0	Disposal Details				
2.1.0	Cement Industries				
2.1.1	JK cement	Nil	Nil	Nil	331
2.1.2	Kanori Cement , Bagalkot	Nil	Nil	Nil	Nil
2.1.2	Sub Total SI.No 2.1.0 (SI. No 2.1.1)				
2.2.0	Brick / Block manufacturing Industries				
2.2.1	Hubli	13	53	39	291
2.2.2	Kali Nirmiti Kendra , Dandeli / Nearby area	1648	11,035	3527	22,623
2.2.3	Others	Nil	Nil	Nil	63
2.2.4	Sub Total				
2.3.0	Grand Total Of Disposed quantity SI.No (SI. No 2.1.0+ 2.2.0)	1661	11,088	3566	23,308

Date : 05 -12 -2020

Signature :

Name : B H Rathi
President Technical

Address : West Coast Paper Mills Ltd.,
Bangur Nagar DANDELI . (U.K.) 581-325



WEST COAST PAPER MILLS LTD.,

Registered & Works Office : Post Box No. 5, Bangur Nagar, Dandeli-581 325

Dist Uttar Kannada (Karnataka) - India

CORPORATE IDENTITY NO : L02101KA1955PLC001936 website : www.westcoastpaper.com
Ph : (08284) 231391 - 395 (5 lines) Fax : 08284 - 231225 (Admn. Office) 230443 (Works Office)



ZZN/CLAB-KSPCB/17/ 2249
05-12-2020

Senior Environmental Officer,
Hazardous waste cell,
Karnataka State Pollution Control Board
49, Parisara Bhavan,
4th & 5th Floor,
Church Street
Bangalore 560 001

Speed post with A.D

Dear Sir,

Sub : Details of Waste Oil & Waste Oil sludge under the provisions of Hazardous Waste (Management, Handling & Trans boundary Movement) Rule-2016


We are sending herewith the following for the month of **November 2020**.

1. Quantity of storage & transportation details of Waste Oil.
2. Quantity of Waste oil sludge reprocessed on our RLK.
3. E - Waste generation and Disposal details.
4. Detail Disposal of Non Ferrous Scrap.
5. Detail disposal of Empty plastic carboys.
6. Details of Disposal of Waste Batteries.

We hope you will find this in order.

Thanking You,

Very Truly yours,
WEST COAST PAPER MILLS LTD


B H Rathi
President (Technical)

Encl : As above

Cc : Environmental Officer,
Regional Office,
Karnataka State Pollution Control Board
" Parisara Bhavan", LIG - II, B - 217
B-1, Main Road, A-16th Cross
Near Hari Om Trust, Habbuwada
KARWAR - 581 303

Speed Post With A D



Corporate Office : 31, Chowringhee Road, Kolkata - 700 016
Phone : (033) 2265 6271-78 (8 lines), Fax : (033) 2226 5242,
E-mail : wcpm.sale@westcoastpaper.com

West Coast Paper Mills Ltd Dandeli
Central Laboratory (Env.Cell)

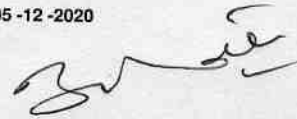
Details of Lubricating waste oil And Furnace oil sludge

November-2020

SL.No	Particulars	Quantity (KL)		Category (5.1)
		For the Month	For the Year from April 2020 to March 2021	
I	<u>LUBRICATING WASTE OIL</u>			
a	Total generation	Nil		Nil
b	Total Quantity Disposed	Nil		Nil
c	Balance in storage yard	Nil		Nil
II	<u>FURNANCE OIL SLUDGE</u>	Quantity (KL)		Category (3.3)
a	Total generation	Nil		Nil
b	Total Quantity Disposed	Nil		Nil
c	Recycled in RLK	Nil		Nil
d	Closing Balance	Nil		Nil

Date : 05 -12 -2020

Signature :



Name : B H Rathi
President Technical



Address : West Coast Paper Mills Ltd.,
Bangur Nagar DANDELI . (U.K.) 581-325

West Coast Paper Mills Ltd Dandeli
Central Laboratory (Env Cell)

E- Waste, Non Ferrous Scrap, Waste Batteries Plastic Carbuoys details for the Month of November 2020

I	E - Waste		For the Month	For the Year from April 2020 to March 2021
			Quantity in MT	
a	Total Quantity Disposed		Nil	2.170
II	Non Ferrous scrap		Quantity in (Kgs)	
	a	Scrap copper rewinding wire and Patti	Nil	0.200
	b	Scrap Brass	Nil	0.490
	C	Scrap copper cable	Nil	1.430

III	a	Scrap Batteries	Quantity in MT	
			Nil	Nil

IV	Plastic Waste		Quantity in MT	
	a	200 Liters Capacity Carboys	Nil	23.570
	b	100 Litres Capacity Carboys	Nil	Nil
	c	30 to 60 liters Capacity Carboys	Nil	Nil
	d	Carbuoys less than 30 ltrs cap	Nil	Nil
	e	Damaged waste plastic carbuoy 200 ltrs, 150 ltrs, 100 ltrs 30-60 ltrs	Nil	0.740

Date : 05 -12 -2020

Signature :



Name : B H Rathi

President Technical

Address :

West Coast Paper Mills Ltd.,
Bangur Nagar DANDELI . (U.K.) 581-325

