

WEST COAST PAPER MILLS LTD.,

Registered & Works Office : Post Box No. 5, Bangur Nagar, Dandeli-581 325
Dist Utar Kannada (Karnataka) - India

CORPORATE IDENTITY NO : L02101KA1955PLC001936 website : www.westcoastpaper.com
Ph : (08284) 231391 - 395 (5 lines) Fax : 08284 - 231225 (Admin. Office) 230443 (Works Office)



ISO 9001 ISO 14001
OHSAS 18001

ZZN/CLAB-KSPCB/17/ 43
05-01-2020

Environmental Officer,
Regional Office,
Karnataka State Pollution Control Board
" Parisara Bhavan" , LIG – II, B – 217
B-1, Main Road, A-16th Cross
Near Hari Om Trust, Habbuwada
KARWAR – 581 303

Speed Post With A D

Dear Sir,

Sub : Water pollution Control Report

We are Sending herewith the following for the month of **December 2019**.

1. The weekly analysis report of treated mill effluent (including sewage).
2. Daily Readings of pH,D.O and Flow at single point discharge, with Energy Consumption.
3. Up stream & Downstream water quality monitoring report of Kali River.

" We Assure that no trade effluent , sewage effluent, Solid waste is being discharged outside the premises without treatment directly or indirectly".

We hope you will find this in order.
Thanking You,

Very Truly yours,
WEST COAST PAPER MILLS LTD


B H Rathi
President (Technical)

Encl : As above



Corporate Office : 31. Chowringhee Road, Kolkata - 700 016
Phone : (033) 2265 6271-78 (8 lines), Fax : (033) 2226 5242,
E-mail : wcpm.sale@westcoastpaper.com

WEST COAST PAPER MILLS LIMITED, DANDELI

Central Laboratory (Env. Cell)

Report on daily Effluent discharge, pH, DO & Energy Consumption of combined treated effluent

For the month of December 2019

SL .No	Date	Discharge	pH	D.O ppm	Total
					Energy Consumption Kwh
1	1-Dec-19	46696	7.5	4.2	18470
2	2-Dec-19	46460	7.4	4.4	17397
3	3-Dec-19	48053	7.3	4.1	17023
4	4-Dec-19	46392	7.4	4.3	17070
5	5-Dec-19	46388	7.2	4.2	16973
6	6-Dec-19	43672	7.3	4.5	16645
7	7-Dec-19	43424	7.2	4.4	17851
8	8-Dec-19	47484	7.3	4.3	17521
9	9-Dec-19	46923	7.4	4.0	16907
10	10-Dec-19	45338	7.4	4.2	16458
11	11-Dec-19	44958	7.3	4.1	16627
12	12-Dec-19	48123	7.6	4.2	16907
13	13-Dec-19	45378	7.3	4.0	15995
14	14-Dec-19	46581	7.5	4.3	17291
15	15-Dec-19	46917	7.2	4.5	16338
16	16-Dec-19	42235	7.2	4.0	15499
17	17-Dec-19	45030	7.4	4.3	16031
18	18-Dec-19	45642	7.2	4.0	15965
19	19-Dec-19	46119	7.3	4.1	16277
20	20-Dec-19	45108	7.2	4.2	15604
21	21-Dec-19	45515	7.3	4.5	17869
22	22-Dec-19	44832	7.3	4.3	15160
23	23-Dec-19	48644	7.2	4.5	17624
24	24-Dec-19	45381	7.2	4.2	15539
25	25-Dec-19	46547	7.4	4.5	16793
26	26-Dec-19	42129	7.1	4.0	17379
27	27-Dec-19	43674	7.2	4.4	16671
28	28-Dec-19	43717	7.3	4.1	16370
29	29-Dec-19	45017	7.0	4.0	16333
30	30-Dec-19	44171	7.2	4.4	15912
31	31-Dec-19	44369	7.2	4.4	15770
Average Reading		45513	7.3	4.2	16654

Date : 05 -01 -2020

Signature :

Name : B H Rathi

President Technical

Address : West Coast Paper Mills Ltd.,

Bangur Nagar DANDELI . (U.K.) 581-325

WEST COAST PAPER MILLS LIMITED, DANDELI
Central Laboratory (Env. Cell)


Report of analysis of treated effluent along with treated sewage showing performance of the treatment plant for the month of December 2019

Sample collected & tested by CENTRAL LABORATORY (Env. Cell)

SL.No.	Pollution parameters as mentioned in the condition imposed under consent granted under section 25/26 of the water (prevention & control of pollution) Act 1974.	Maximum permissible limits or ranges allowed as per consent conditions.	concentration or range of parameters as per report.				Dates on which	
			I Week	II Week	III Week	IV Week	There was breakdown or failure of the plant	Under Performance was noticed
A	Industrial effluent		70 CPU and odorless					
1	Colour & Odour	All efforts to remove colour & odour as far as practicable						
2	Suspended solids mg/l	50.0 [max]	16	24	20	26	No Breakdowns or Failure	
3	Dissolved solids [inorganics] mg/l	2100 [max]	752	696	776	794		
4	Temperature °C	Shall Not Exceed More than 40 °C	32	34	31	30		
5	pH value	7.0 - 8.5	7.3	7.0	7.1	7.3		
6	Oil & Grease mg/l	10.0 [max]	Nil	Nil	Nil	Nil		
7	Total residual chlorine mg/l	1.0 [max]	Nil	Nil	Nil	Nil		
8	Ammonical Nitrogen [as N] mg/l	50.0 [max]	Nil	Nil	Nil	Nil		
9	Total Kjeldhal Nitrogen [as N] mg/l	100.0 [max]	1.0	1.2	1.3	1.6		
10	Free Ammonia [as NH ₃] mg/l	5.0 [max]	Nil	Nil	Nil	Nil		
11	Bio Chemical Oxygen Demand mg/l [3 days at 27 ° c]	30.0 [max]	20	10	17	19		
12	Chemical Oxygen Demand mg/l	250.0 [max]	127	139	120	149		
13	Chloride [as Cl] mg/l	350.0 [max]	127	139	154	140		
14	Dissolved Phosphate [as P] mg/l	5.0 [max]	Nil	Nil	Nil	Nil		
15	Sulphate [as SO ₄] mg/l	1000.0 [max]	52	56	64	54		
16	Sulphide [as S] mg/l	2.0 [max]	Nil	Nil	Nil	Nil		
17	Bio assay	Not Less than 90% of the test animal shall survive in 96 hrs test. The test shall be conducted as per IS 6582	Free from toxic materials as all test fishes survived after 96 hrs					

Date : 05 -01 -2020

Signature :



Name : B H Rath
President Technical

Address : West Coast Paper Mills Ltd.,
Bangur Nagar DANDELI . (U.K.) 581-325

WEST COAST PAPER MILLS LIMITED, DANDELI
Central Laboratory (Env. Cell)

Date of sample collection: 13-12-2019

Kali river upstream & Down stream water samples analysis report.

Samples collected on 13-12-2019

SL.No.	Parameter	Upstream	Downstream	
			Kariempalli Village	Harnoda Village
1	pH	7.4	7.2	7.1
2	Colour	Turbid	Turbid	Turbid
3	Odour	No Odour	No Odour	No Odour
4	Suspended Solids Mg/L	24	32	28
5	Dissolved Solids Mg/L	38	40	34
6	Total Solids Mg/L	62	72	60
7	Hardness as CaCO ₃ Mg/L	18	20	15
8	Alkalinity (M.O)as CaCO ₃ Mg/L	32	36	30
9	Chloride as Cl Mg/L	6.8	7.4	7.8
10	Sulphate as SO ₄ Mg/L	22.4	26.8	24.0
11	Turbidity NTU	15	15	15
12	B O D ₃ Mg/L	1.2	1.6	1.4
13	Dissolved Oxygen Mg/L	7.8	7.6	7.4
14	Sp. Conductivity ms	44.7	47.0	40.0

Date : 05 -01 -2020

Signature :




Name : B H Rathi

President Technical

Address :

West Coast Paper Mills Ltd.,
 Bangur Nagar DANDELI . (U.K.) 581-325



WEST COAST PAPER MILLS LTD.,

Registered & Works Office : Post Box No. 5, Bangur Nagar, Dandeli-581 325
Dist Utar Kannada (Karnataka) - India

CORPORATE IDENTITY NO : L02101KA1955PLC001936 website : www.westcoastpaper.com
Ph : (08284) 231391 - 395 (5 lines) Fax : 08284 - 231225 (Admn. Office) 230443 (Works Office)



ZZN/CLAB-KSPCB/17/ 44
05-01-2020

Environmental Officer,
Regional Office,
Karnataka State Pollution Control Board
"Parisara Bhavan", LIG - II, B - 217
B-1, Main Road, A-16th Cross
Near Hari Om Trust, Habbuwada
KARWAR - 581 303

Speed Post With A D

Dear Sir,

Sub : Air Pollution Control Report

We are sending herewith the following for the month of **December 2019**.

1. Analysis report of stack emission showing the performance of the Air pollution control equipment / Instruments.
2. The Ambient Air Quality Monitoring report and Meteorological report.
3. Month wise Fly ash & Bottom ash generation quantity & disposal quantity to different parties in MT.

Hope you will find this in order.

Thanking You,

Very Truly yours,
WEST COAST PAPER MILLS LTD

B H Rathi
President (Technical)

Encl : As above



Corporate Office : 31, Chowringhee Road, Kolkata - 700 016
Phone : (033) 2265 6271-78 (8 lines), Fax : (033) 2226 5242.
E-mail : wcpm.sale@westcoastpaper.com

WEST COAST PAPER MILLS LIMITED, DANDELI
Central Laboratory (Env. Cell)

Analysis Report of Ambient Air Quality monitoring for the month of December 2019

SL.No.	Characteristic	NAAQ STD	Unit	Fire station	P.M/c Old Clarifier	P.Mill Old Clarifier	Kerwad Village
I	Ambient Air Quality						
	i] Suspended Particulate Matter PM 2.5	60	µg/m ³	34.0	30.0	32.0	29.0
	ii] Suspended Particulate Matter PM 10	100	µg/m ³	67.0	65.0	62.0	57.0
	iv] Sulphur Dioxide [SO ₂]	80	µg/m ³	20.0	25.0	24.0	19.5
	v] Oxidies of Nitrogen[NOx]	80	µg/m ³	16.0	15.0	14.3	14.0
	vi] Hydrogen Sulphide [H ₂ S]	-	µg/m ³	Negl	Negl	Negl	Negl
Meteorological Data For month of December 2019							
II				1 st Week	2 nd Week	3 rd Week	4 th Week
	i] Wind Velocity	-	KM/hr	1.57	1.12	1.20	1.45
	ii] Wind Direction	-		SEE	NE	W	NW
	iii] Temperature						
	Maximum	-	° C	28.0	30.0	31.0	31.0
	Minimum	-	° C	17.0	17.0	16.5	17.0
	iv] Relative Humidity,						
	Maximum						
	Morning	-	%	97.0	97.0	94.0	94.0
	Evening	-	%	77.0	72.0	65.0	61.0
	Minimum						
	Morning	-	%	91.0	88.0	91.0	88.0
	Evening	-	%	68.0	67.0	61.0	60.0
	Total Rainfall	-	mm	4.000	0.000	0.000	0.000

Date : 05 -01 -2020

Signature :

Name : B H Rathi

President Technical

Address : West Coast Paper Mills Ltd.,
Bangur Nagar DANDELI . (U.K.) 581-325

WEST COAST PAPER MILLS LIMITED

CENTRAL LABORATORY (Env.Cell)

Report analysis of stack emission showing performance of air pollution control for the month of December 2019

Tested by Central Laboratory (Env. Cell)

Stack No.	Stack attached to.	Rate of Emission Nm ³ / hr		Constituents to be controlled in emission.	Tolerance Limit mg/Nm ³	
		Tolerance	Achieved		Tolerance	Achieved
1	Chemical Recovery Boiler-I	1,25,000	107,627	Particulates	150	34.0
				H ₂ S	10	0.85
2	Chemical Recovery Boiler -II	2,25,720	141,170	Particulates	150	42.0
				H ₂ S	10	1.00
3	Rotary Lime Kiln-I	20,000	5,331	Particulates	150	14.2
4	Rotary Lime Kiln -II	39,600	8,480	Particulates	150	17.4
5	FBC Boiler - I	92,000	Shut	Particulates	150	Shut
6	FBC Boiler - II	1,23,912	Shut	Particulates	150	Shut
7	FBC Boiler - III	1,38,480	116,462	Particulates	150	29.0
8	FBC Boiler - IV	1,44,108	114,644	Particulates	150	39.0

Note : Flue gases of RLK I & II have been diverted to PCC plant for manufacture of PCC to reduce CO₂ emission to Environment.

Date : 05-01-2020

Signature :

Name : B H Rathi
President Technical

Address : West Coast Paper Mills Ltd.,
Bangur Nagar DANDELI . (U.K.) 581-325

West Coast Paper Mills Ltd Dandeli
Central laboratory (Env.Cell)

Details of Fly ash & Bottom ash generation & Disposal practice for the month of December 2019 and for the year 2019-2020.


S.No	Particulars	2019 – 2020			
		Quantity of Bottom ash (Eco ash), MT		Quantity of Fly ash, MT	
		For the Month	For the Year	For the Month	For the Year
1.0	Total Quantity of Fly ash & Eco Ash Generated	1,723	17,107	3,583	40,641
2.0	Disposal Details				
2.1.0	Cement Industries				
2.1.1	JK cement	Nil	Nil	14	480
2.1.2	Kanori Cement , Bagalkot	Nil	Nil	Nil	Nil
2.1.2	Sub Total SI.No 2.1.0 (SI. No 2.1.1)	Nil	Nil	14	480
2.2.0	Brick / Block manufacturing Industries				
2.2.1	Hubli	27	39	24	524
2.2.2	Kali Nirmiti Kendra , Dandeli / Nearby area	1696	17,068	3,545	39,688
2.2.3	Others	Nil	Nil	Nil	Nil
2.2.4	Sub Total	1723	17,107	3,583	40,641
2.3.0	Grand Total Of Disposed quantity SI.No (SI. No 2.1.0+ 2.2.0)	1723	17,107	3,583	40,641

Date : 05 -01 -2020

Signature :

Name : B H Rathi
President Technical

Address : West Coast Paper Mills Ltd.,
Bangur Nagar DANDELI . (U.K.) 581-325



WEST COAST PAPER MILLS LTD.,

Registered & Works Office : Post Box No. 5, Bangur Nagar, Dandeli-581 325
Dist Uttar Kannada (Karnataka) - India

CORPORATE IDENTITY NO : L02101KA1955PLC001936 website : www.westcoastpaper.com
Ph : (08284) 231391 - 395 (5 lines) Fax : 08284 - 231225 (Admn. Office) 230443 (Works Office)



ZZN/CLAB-KSPCB/17/ 4⁵
05-01-2020

Environmental Officer
Regional Office,
Karnataka State Pollution Control Board
" Parisara Bhavan" , LIG – II, B – 217
B-1, Main Road, A-16th Cross
Near Hari Om Trust, Habbuwada
KARWAR – 581 303

Speed Post With A D

Dear Sir,

Sub : Analysis report of treated trade effluent collected.

We are enclosing herewith our analysis report of above mentioned sample collected on **13th of December 2020.**

Hope you will find this in order.

Thanking You,

Very Truly yours,
WEST COAST PAPER MILLS LTD

B H Rathi
President (Technical)

Encl : As above



Corporate Office : 31, Chowringhee Road, Kolkata - 700 016
Phone : (033) 2265 6271-78 (8 lines), Fax : (033) 2226 5242,
E-mail : wcpm.sale@westcoastpaper.com

WEST COAST PAPER MILLS LIMITED, DANDELI
Central Laboratory (Env. Cell)

Analysis report of treated trade effluent with treated colony sewage
(samples collected on 13-12- 2019)

SL.No	Pollutants as specified in consent condition	Tolerance Limits		Pollutants Concentration
A	Industrail effluent			
		All efforts to remove colour & odour as far as practicable		67 CPU & odourless
1	Colour & Odour			
2	Suspended solids mg/l	50.0	[max]	24
3	Dissolved solids [inorganics] mg/l	2100	[max]	728
4	pH value	7.0 - 8.5		7.2
5	Oil & Greese mg/l	10.0	[max]	Nil
6	Total residual chlorine mg/l	1.0	[max]	Nil
7	Ammonical Nitrogen [as N] mg/l	50.0	[max]	Nil
8	Total Kjeldhal Nitrogen [as N] mg/l	100.0	[max]	1.5
9	Free Ammonia [as NH ₃] mg/l	5.0	[max]	Nil
10	Bio Chemical Oxygen Demand [3 days at 27 ° C]	30.0	[max]	20
11	Chemical Oxygen Demand mg/l	250.0	[max]	138
12	Chloride [as Cl] mg/l	350.0	[max]	160
13	Dissolved Phosphate [as P] mg/l	5.0	[max]	0.086
14	Sulphate [as SO ₄] mg/l	1000.0	[max]	62
15	Sulphide [as S] mg/l	2.0	[max]	Nil


Date : 05-01-2020

Signature :



Name : **B H Rathi**
President Technical

Address : **West Coast Paper Mills Ltd.,**
Bangur Nagar DANDELI . (U.K.) 581-325



WEST COAST PAPER MILLS LTD.,

Registered & Works Office : Post Box No. 5, Bangur Nagar, Dandeli-581 325
Dist Uttar Kannada (Karnataka) - India

CORPORATE IDENTITY NO. : L02101KA1955PLC001936 website : www.westcoastpaper.com
Ph. : (08284) 231391 - 395 (5 lines) Fax : 08284 - 231225 (Admn. Office) 230443 (Works Office)



ZZN/CLAB-KSPCB/17/ 46
05-01-2020

Senior Environmental Officer,
Hazardous waste cell,
Karnataka State Pollution Control Board
49, Parisara Bhavan,
4th & 5th Floor,
Church Street
Bangalore 560 001

Speed post with A.D

Dear Sir,

Sub : Details of Waste Oil & Waste Oil sludge under the provisions of Hazardous waste (Management, Handling & Trans boundary Movement) Rule- 2008 amended 2010

We are sending herewith the following for the month of **December 2019**.

1. Quantity of storage & transportation details of Waste Oil.
2. Quantity of Waste oil sludge reprocessed on our RLK.
3. E – Waste generation and Disposal details.
4. Detail Disposal of Non Ferrous Scrap.
5. Detail disposal of Empty plastic carboys.
6. Details of Disposal of Waste Batteries.

We hope you will find this in order.

Thanking You,

Very Truly yours,
WEST COAST PAPER MILLS LTD

B H Rathi
President (Technical)

Encl : As above

Cc : Environmental Officer,
Regional Office,
Karnataka State Pollution Control Board
" Parisara Bhavan" , LIG – II, B – 217
B-1, Main Road, A-16th Cross
Near Hari Om Trust, Habbuwada
KARWAR – 581 303

Speed Post With A D



Corporate Office : 31, Chowringhee Road, Kolkata - 700 016
Phone : (033) 2265 6271-78 (8 lines), Fax : (033) 2226 5242.
E-mail : wcpm.sale@westcoastpaper.com

West Coast Paper Mills Ltd Dandeli
Central Laboratory (Env.Cell)


Details of Lubricating waste oil And Furnace oil sludge

December-2019

SL.No	Particulars	Quantity (KL)		Category (5.1)
		For the Month	For the Year from April 2019 to March 2020	
I	<u>LUBRICATING WASTE OIL</u>			
	a Total generation	Nil	8.400	
	b Total Quantity Disposed	Nil	8.400	
	c Balance in storage yard	Nil	Nil	
II	<u>FURNANCE OIL SLUDGE</u>	Quantity (KL)		Category (3.3)
	a Total generation	Nil		Nil
	b Total Quantity Disposed	Nil		Nil
	c Recycled in RLK	Nil		Nil
	d Closing Balance	Nil		Nil

Date : 05-01-2019

Signature :



Name : B H Rathi
President Technical



Address : West Coast Paper Mills Ltd.,
Bangur Nagar DANDELI . (U.K.) 581-325

West Coast Paper Mills Ltd Dandeli
Central Laboratory (Env Cell)

E- Waste, Non Ferrous Scrap, Waste Batteries Plastic Carbuoys details for the Month of December 2019

I	E - Waste		For the Month	For the Year from April 2019 to March 2020
	Quantity in (Kgs)			
a	Total Quantity Disposed		Nil	5430


II	Non Ferrous scrap		Quantity in (Kgs)	
	a	Scrap copper rewinding wire and copper cable	Nil	4750

III	a	Waste Batteries	Quantity in (Kgs)	
			Nil	Nil

IV		Plastic Waste	Quantity in Nos	
	a	200 Liters Capacity Carboys	Nil	2398
	b	100 Litres Capacity Carboys	Nil	Nil
			Quantity in Kgs	
	a	30 to 60 liters Capacity Carboys	Nil	2230
			Quantity in Kgs	
	a	Carbuoys less than 30 ltrs cap	Nil	580
	b	Scrap mixed damage waste plastic carbuoy 200 ltrs, 150 ltrs, 100 ltrs 30-60 ltrs blue and black less than 30 ltrs carbuoy	Nil	1220

Date : 05 -01 -2020

Signature :



Name : B H Rath

President Technical

Address : West Coast Paper Mills Ltd.,
Bangur Nagar DANDELI . (U.K.) 581-325

